

# BriefCam® White Paper Data Protection

---



## Contents

Introduction.....	3
Data Manager Group.....	3
Person Information .....	3
Accessing Data .....	5
Deleting Data .....	6
Automatically Deleting Information .....	7

### Disclaimer

THIS WHITEPAPER WAS PREPARED FOR INFORMATION PURPOSES ONLY AND SHOULD NOT BE CONSTRUED OR RELIED UPON AS LEGAL OR OTHER ADVICE. YOU SHOULD SEEK LEGAL COUNSELING TO DETERMINE YOUR ORGANIZATION'S COMPLIANCE WITH THE GDPR AND YOUR ABILITY TO USE THE BRIEFCAM SOFTWARE IN YOUR JURISDICTION. NO OPINION OF ANY KIND IS INTENDED OR SHOULD BE INFERRED WITH RESPECT TO YOUR ORGANIZATION'S COMPLIANCE WITH THE GDPR AS WELL AS TO THE COLLECTING AND/OR PROCESSING OF PERSONAL INFORMATION ON INDIVIDUALS WHILE USING THE BRIEFCAM SOFTWARE. THE SCOPE, MANNER AND LEGAL BASIS UNDER WHICH YOU USE THE SOFTWARE AND COLLECT AND/OR PROCESS PERSONAL INFORMATION ON INDIVIDUALS THROUGH THE BRIEFCAM SOFTWARE IS AT YOUR SOLE DISCRETION AND UNDER YOUR OWN RISK. BRIEFCAM WILL NOT HAVE NOR DOES IT ACCEPT ANY RESPONSIBILITIES OR LIABILITIES FOR ITS USERS' USE OF THE BRIEFCAM SOFTWARE AND/OR COMPLIANCE WITH ANY APPLICABLE LAW. NO ASSURANCE CAN BE GIVEN THAT EXISTING LAWS WILL NOT BE CHANGED OR INTERPRETED DIFFERENTLY OR ADVERSELY.

## Introduction

On May 25, 2018, the European Union (EU) instated the General Data Protection Regulation (GDPR), which are a set of new rules and regulations directed at protecting the rights of individuals regarding the collection, storage and processing of personal information in the European Economic Area.

BriefCam, the company, does not store personal information on individuals either by itself or through its users. However, you, the user, are collecting and/or processing personal information on individuals and store such personal information at your site on one or more servers that include the BriefCam product, according to your own settings and preferences.

BriefCam's software is a GDPR-friendly product that includes tools that can help you in your compliance efforts with the GDPR.

## Data Manager Group

In BriefCam, if you log in as an **Administrator** and go to the **User & Groups** section, you'll see that there is a group named **Data-Manager**. Users that are included in this group will be able to manage the users' data. It is advisable that your Data Protection Officer (DPO) be part of this group.

The screenshot shows the BriefCam Protect interface. On the left sidebar, the 'Users & Groups' menu item is highlighted with a red box. The main content area is divided into three sections: 'User licenses' (showing 1/5 active sessions), 'Users' (a table of active users), and 'Groups' (a list of groups). The 'Data-Manager' group in the 'Groups' list is highlighted with a red box.

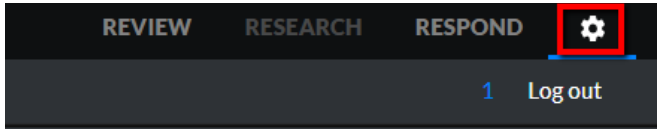
Active	User name	Email	Logged-On	Sessions	Type
<input checked="" type="checkbox"/>	1	N/A	Yes	1	Basic

Active	Group name
<input checked="" type="checkbox"/>	Data-Manager
<input checked="" type="checkbox"/>	Everyone
<input checked="" type="checkbox"/>	Research-Editors
<input checked="" type="checkbox"/>	Research-Viewers

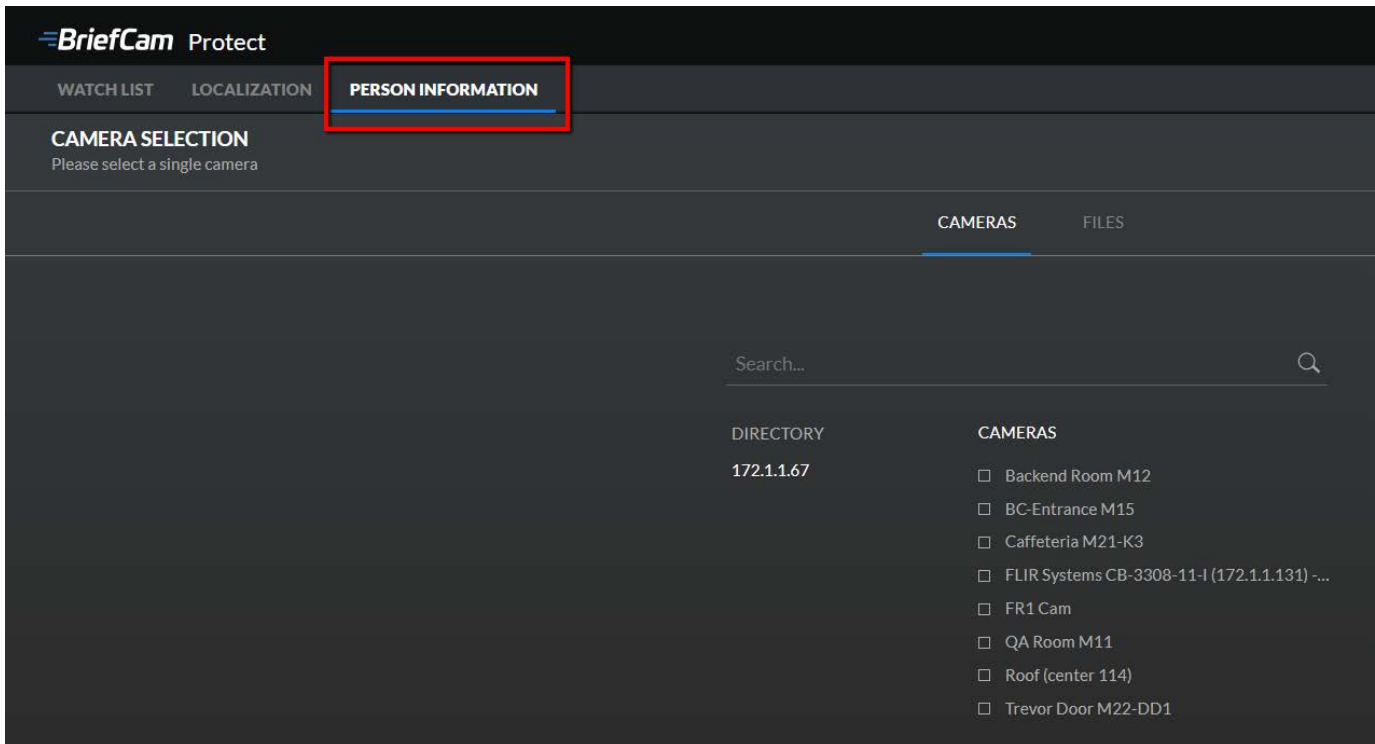
## Person Information

In BriefCam's settings, you'll find the screen that lets you view, export and delete data on individuals that is stored in your systems.

Sign in as a Data Manager user and open the settings.



You'll see a tab called **Person Information**.

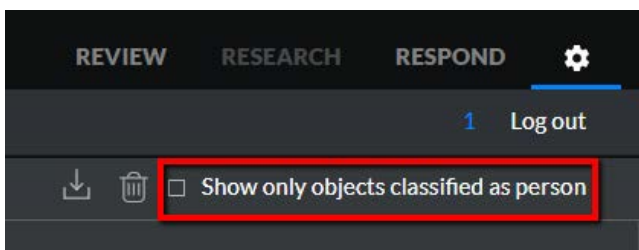


In this screen, locate the cameras or files where the person exists. Select the item and click **Next**.

Select the time range where the person appeared and click **Apply**.

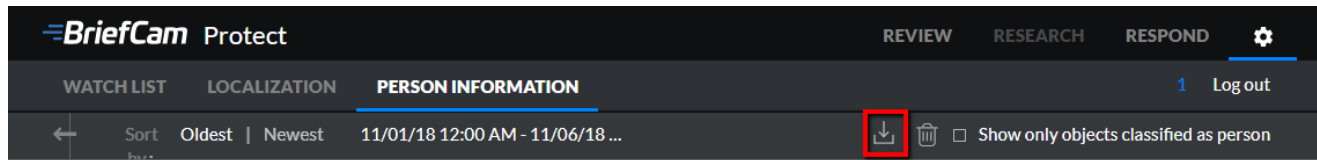
Select the clips where the person appeared.

To help you find the person you're looking for, you can select the **Show only objects classified as person** checkbox.



## Accessing Data

If an individual asks for access to their personal information, a data manager can download the items and send them as a report by clicking the download button.



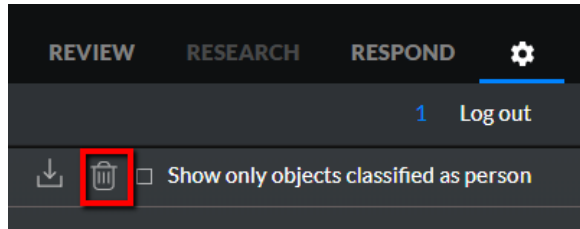
BriefCam creates a zip file that includes the close-up clips (mp4 file), thumbnail (jpg file) and a text file with the metadata of the individual's personal information (the individual's classification, such as gender, as determined by BriefCam's algorithm).



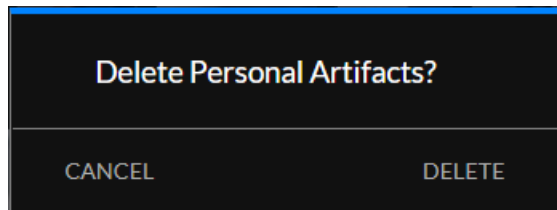
## Deleting Data

If an individual asks that their personal information be deleted, BriefCam's software enables this to be done by a data manager.

The data manager accomplishes this by marking the items to be deleted and clicking the delete icon.



In this screen, the data manager clicks **Delete**.



Here is a list of the items that are deleted:

- Object metadata (times, classification, color, speed, size, etc.)
- Object internal binary artifacts (path, bounding boxes, masks, etc.)
- Object visual artifacts – thumbnails and movie clips
- Bookmark data (if there were bookmarks, based on this object) – metadata and thumbnail
- Original video – either uploaded file or footage, fetched from VMS – the minimum required to cover the selected object (depends on the granularity of the actual files). However, it's quite possible that the original video of other objects will also be deleted and in some cases even the entire original video. In that case, the video will no longer be available for other investigation purposes of other people.

## Automatically Deleting Information

You can set up BriefCam’s software to automatically delete personal information that is stored on your database after a certain period of time.

By default, BriefCam’s software automatically runs a maintenance process that deletes information and data. This function is set in the **Maintenance.Enabled** setting in the **Administrator Settings** screen’s **VSServer section** (see image below).

In the table below, you may find the various time-frames that the maintenance function is run and where you can change the default values in the **Administrator Settings**.

Module	Default Occurrence	VSServer Setting
<b>Review</b>	Every 30 days	Maintenance.RetentionDays
<b>Research</b>	Once a year	Maintenance.ResearchRetentionDays
<b>Respond</b>	Every 7 days	Maintenance.LiveRetentionDays

**BriefCam Protect**

- Operations
- User management
- Licensing
- Settings
  - Processing Server
  - VSServer**
  - Pro Web Api
  - BI Rule Engine Service
  - Rendering Service
  - Alert Processing Service

Show settings that have not been changed

Scope	Key	Value	Default Value
GLOBAL	Maintenance.AuditRetentionDays	365	365
GLOBAL	Maintenance.CleanHour	23	23
GLOBAL	Maintenance.Enabled	true	true
GLOBAL	Maintenance.LiveRetentionDays	7	7
GLOBAL	Maintenance.ResearchRetentionDays	365	365
GLOBAL	Maintenance.RetentionDays	30	30
GLOBAL	Maintenance.VideoRenderingRetentionHours	12	12



**BriefCam**

**www.BriefCam.com**

*Visit us on social media*

